

**Wholesale statistics on gsmExchange.com
Monthly report (demo)
February 01, 2008 - February 29, 2008**

Market movers

gsmExchange

Up (in number of offers & requests)

#	Model	Offers	Requests	Avg. selling price	
1	Nokia 6300	↑	↑	EUR 121.86	1.6% ↓
2	Apple iPhone 16Gb	↑	↑	EUR 418.58	n/a
3	Samsung SGH-E250	↑	↑	EUR 68.86	4.2% ↓
4	Samsung SGH-D900i	↑	↑	EUR 124.67	3.1% ↓
5	Nokia 1200	↑	↑	EUR 22.62	4.7% ↑
6	Nokia 1650	↑	↑	EUR 35.75	2.8% ↓
7	Nokia 7373	↑	↓	EUR 122.84	6.8% ↓
8	Nokia 2630	↑	↑	EUR 59.41	7.7% ↓
9	LG KG800 (Chocolate (Black))	↑	↑	EUR 85.27	8.6% ↓
10	Samsung SGH-C260	↑	↑	EUR 25.04	10.7% ↓
11	Nokia 1208	↑	↑	EUR 28.46	7.7% ↑
12	Nokia 6500 classic	↑	↑	EUR 201.50	9.0% ↓
13	Samsung SGH-M300	↓	↑	EUR 46.76	11.5% ↓
14	Nokia 6233	↓	↑	EUR 123.86	3.3% ↑
15	Sony/Ericsson S500	↑	↑	EUR 131.12	n/a
16	Sony/Ericsson P1	↑	↑	EUR 272.91	n/a
17	Nokia E51	-	↑	EUR 191.02	1.5% ↓
18	Samsung SGH-C170	↑	↑	EUR 36.83	n/a
19	Samsung SGH-E840	↑	↑	EUR 132.54	n/a
20	Samsung SGH-C140	↑	↑	EUR 23.30	n/a

Down (in number of offers & requests)



#	Model	Offers	Requests	Avg. selling price	
1	Apple iPhone	↓	↓	EUR 346.46	3.1% ↓
2	Motorola RAZR V3	↓	↓	EUR 72.20	1.4% ↓
3	Nokia N95 8GB	↓	↓	EUR 445.45	2.6% ↓
4	Nokia N95	↓	↓	EUR 343.93	5.8% ↓
5	Sony/Ericsson W580i	↓	↓	EUR 160.97	4.8% ↓
6	Nokia 1600	↓	↑	EUR 28.69	7.5% ↑
7	Sony/Ericsson S500i	↓	↓	EUR 141.07	0.7% ↑
8	Sony/Ericsson K510i	↓	↓	n/a	n/a
9	Motorola PEBL U6	↓	↓	EUR 71.95	5.9% ↑
10	Samsung SGH-D880 DuoS	↓	↓	EUR 201.76	15.5% ↓
11	Motorola MOTOFONE F3	↓	-	EUR 17.41	0.0% ↓
12	Nokia 1110i	↓	↓	EUR 26.48	0.0% ↑
13	Nokia 3110	↓	↓	EUR 76.27	10.5% ↓
14	Nokia N70 Music	↓	↓	n/a	n/a
15	Samsung SGH-E570	↓	-	n/a	n/a
16	Nokia E65	↓	↓	EUR 218.10	9.5% ↑
17	Motorola RAZR V3 (Black)	↓	↓	EUR 69.55	5.4% ↓
18	Nokia N73 Music	↓	↓	EUR 198.41	1.5% ↑
19	Nokia 6110	↓	↓	n/a	n/a
20	Motorola W375	↓	↓	EUR 55.98	12.2% ↑

The change in number of offers and requests is compared to January 01, 2008 - January 31, 2008
The average quantity of phones per offer: 750.94

Most traded models (totals)

#	Model	Offers	Requests	Avg. selling price	
Nokia					
1	Nokia 6300	↑	↑	EUR 121.86	1.6% ↓
2	Nokia 1600	↓	↑	EUR 28.69	7.5% ↑
3	Nokia 1200	↑	↑	EUR 22.62	4.7% ↑
4	Nokia N95 8GB	↓	↓	EUR 445.45	2.6% ↓
5	Nokia 2310	↓	↑	EUR 35.47	6.1% ↑
6	Nokia 1110i	↓	↓	EUR 26.48	0.0% ↑
7	Nokia 2610	↓	↑	EUR 31.94	0.0% ↑
8	Nokia 1112	↓	↑	EUR 24.74	9.0% ↑
9	Nokia 5300	↓	↑	EUR 97.93	10.1% ↓
10	Nokia 5310 XpressMusic	↓	↑	EUR 156.11	7.1% ↓
11	Nokia 6500 classic	↑	↑	EUR 201.50	9.0% ↓
12	Nokia 1208	↑	↑	EUR 28.46	7.7% ↑
13	Nokia 2630	↑	↑	EUR 59.41	7.7% ↓
14	Nokia 6500 slide	↓	↓	EUR 216.16	9.6% ↓
15	Nokia 5200	↑	↑	EUR 78.03	11.4% ↓
16	Nokia 7373	↑	↓	EUR 122.84	6.8% ↓
17	Nokia N73 Music	↓	↓	EUR 198.41	1.5% ↑
18	Nokia N95	↓	↓	EUR 343.93	5.8% ↓
19	Nokia 2760	↑	↓	EUR 59.09	13.2% ↓
20	Nokia 1650	↑	↑	EUR 35.75	2.8% ↓
21	Nokia 6085	↑	-	EUR 76.77	6.1% ↓
22	Nokia E90	↓	↑	EUR 516.12	0.4% ↓
23	Nokia N70	↓	↑	EUR 141.58	11.0% ↑
24	Nokia 6233	↓	↑	EUR 123.86	3.3% ↑
25	Nokia 5610	↑	↑	EUR 208.46	1.9% ↓
26	Nokia N73	↓	-	EUR 187.85	0.5% ↓
27	Nokia 6070	↑	↑	EUR 60.72	3.4% ↑
28	Nokia E51	-	↑	EUR 191.02	1.5% ↓
29	Nokia 6120	↑	↓	EUR 142.44	0.0% ↑
30	Nokia 6131	↓	↑	EUR 105.40	1.0% ↑
31	Nokia N72	↓	↑	n/a	n/a
32	Nokia 6111	↓	↑	EUR 78.59	4.0% ↑
33	Nokia 3110	↓	↓	EUR 76.27	10.5% ↓
34	Nokia 8800 Arte	↓	↑	n/a	n/a
35	Nokia N82	↓	↑	EUR 347.82	4.2% ↑
36	Nokia 7500 Prism	↑	↓	EUR 132.37	n/a
37	Nokia N81	-	↑	EUR 275.94	3.8% ↑
38	Nokia N81 8GB	↓	↑	EUR 304.84	8.2% ↑
39	Nokia 6080	↑	↑	EUR 61.12	n/a
40	Nokia E65	↓	↓	EUR 218.10	9.5% ↑
41	Nokia 3500 classic	-	-	EUR 89.69	0.0% ↑
42	Nokia E50	↑	↑	EUR 108.54	6.1% ↓
43	Nokia 5140i	↑	-	n/a	n/a

NOKIA

	#	Model	Offers	Requests	Avg. selling price	
NOKIA	44	Nokia 8800	↓	↑	n/a	n/a
	45	Nokia 8600 Luna	↓	↑	n/a	n/a
	46	Nokia 2626	↑	-	n/a	n/a
	47	Nokia 8800 Sapphire Arte	↑	↑	n/a	n/a
	48	Nokia 6030	↓	-	n/a	n/a
	49	Nokia 3109	↑	↑	EUR 76.50	9.5% ↓
	50	Nokia 6555	↑	↑	n/a	n/a
	51	Nokia N70 Music	↓	↓	n/a	n/a
	52	Nokia 6267	-	-	EUR 157.72	0.0% ↑
	53	Nokia 9300 Communicator	↑	↓	EUR 147.38	n/a
	54	Nokia N93i	-	↓	n/a	n/a
	55	Nokia 6230i	↑	↑	n/a	n/a
56	Nokia 6234	↑	↑	n/a	n/a	
Motorola						
	1	Motorola RAZR V3	↓	↓	EUR 72.20	1.4% ↓
	2	Motorola KRZR K1	↓	↑	EUR 107.35	1.9% ↑
	3	Motorola RAZR V3i	↓	-	EUR 92.76	1.1% ↑
	4	Motorola RIZR Z3	↓	↓	EUR 89.54	1.1% ↓
	5	Motorola MOTOFONE F3	↓	-	EUR 17.41	0.0% ↓
	6	Motorola RAZR2 V8	↓	↑	EUR 195.40	2.6% ↑
	7	Motorola L6	↑	-	EUR 50.08	10.7% ↓
	8	Motorola PEBL U6	↑	↓	EUR 71.95	5.9% ↑
	9	Motorola PEBL U6	↑	↓	EUR 71.95	5.9% ↑
	10	Motorola W375	↓	↓	EUR 55.98	12.2% ↑
	11	Motorola C139	↓	↓	EUR 16.84	10.6% ↓
	12	Motorola RAZR V3 (Black)	↓	↓	EUR 69.55	5.4% ↓
	13	Motorola W220	↑	↓	n/a	n/a
	14	Motorola SLVR L7	↓	↑	n/a	n/a
	15	Motorola SLVR L9	↓	↑	EUR 95.81	3.0% ↓
	16	Motorola RAZR V3 (Pink)	↑	↓	EUR 71.92	n/a
	17	Motorola PEBL U6	↓	↓	EUR 71.95	5.9% ↑
	18	Motorola PEBL U6	↓	↓	EUR 71.95	5.9% ↑
	19	Motorola A1200	↓	-	n/a	n/a
	20	Motorola ROKR Z6	↑	-	EUR 149.94	9.1% ↓
	21	Motorola RIZR Z8	↑	-	EUR 224.00	n/a
	22	Motorola C118	↓	↑	n/a	n/a
Sony/Ericsson						
	1	Sony/Ericsson K800i	↑	↓	EUR 122.50	12.1% ↓
	2	Sony/Ericsson W810i	↓	↑	EUR 118.27	0.8% ↑
	3	Sony/Ericsson W580i	↓	↓	EUR 160.97	4.8% ↓
	4	Sony/Ericsson K550i	↑	↓	EUR 103.21	2.8% ↓
	5	Sony/Ericsson S500i	↓	↓	EUR 141.07	0.7% ↑
	6	Sony/Ericsson W200i	↑	↑	EUR 56.81	12.3% ↓
	7	Sony/Ericsson K770i	↑	↑	EUR 162.50	5.8% ↓
	8	Sony/Ericsson W300i	-	↓	EUR 87.12	4.4% ↓
	9	Sony/Ericsson K320i	↓	↓	EUR 52.18	1.9% ↑
	10	Sony/Ericsson J110i	↓	↑	EUR 19.62	5.4% ↑





#	Model	Offers	Requests	Avg. selling price	
11	Sony/Ericsson K810i	↑	↓	EUR 165.63	8.8% ↓
12	Sony/Ericsson W610i	↓	↓	EUR 129.77	1.5% ↓
13	Sony/Ericsson P1	↑	↑	EUR 272.91	n/a
14	Sony/Ericsson S500	↑	↑	EUR 131.12	n/a
15	Sony/Ericsson W880i	-	↓	EUR 154.36	7.2% ↓
16	Sony/Ericsson W810	↑	↑	n/a	n/a
17	Sony/Ericsson W960i	↑	↑	EUR 383.32	n/a
18	Sony/Ericsson K800	↑	↑	EUR 129.38	n/a
19	Sony/Ericsson W910i	↓	↑	EUR 240.18	11.4% ↓
20	Sony/Ericsson K550	↑	↑	n/a	n/a
21	Sony/Ericsson T650	-	↑	EUR 187.90	18.3% ↓
22	Sony/Ericsson K850i	↓	-	EUR 269.71	8.8% ↓
23	Sony/Ericsson W200	↑	↑	n/a	n/a
24	Sony/Ericsson K750i	↑	↓	EUR 113.83	n/a
25	Sony/Ericsson K850	↑	↑	n/a	n/a
26	Sony/Ericsson W580	↓	↑	n/a	n/a
27	Sony/Ericsson Z310i	↓	↑	n/a	n/a
28	Sony/Ericsson K530i	↑	↓	EUR 113.15	n/a
29	Sony/Ericsson Z610i	-	↑	n/a	n/a
30	Sony/Ericsson K510i	↓	↓	n/a	n/a
31	Sony/Ericsson K510	↑	↓	n/a	n/a
Samsung					
1	Samsung SGH-E250	↑	↑	EUR 68.86	4.2% ↓
2	Samsung SGH-D900i	↑	↑	EUR 124.67	3.1% ↓
3	Samsung SGH-U600	↑	↑	EUR 147.81	0.7% ↓
4	Samsung SGH-M300	↓	↑	EUR 46.76	11.5% ↓
5	Samsung SGH-C260	↑	↑	EUR 25.04	10.7% ↓
6	Samsung SGH-E900	↑	↑	EUR 92.57	10.6% ↓
7	Samsung SGH-U700	↓	↓	EUR 155.73	8.8% ↓
8	Samsung SGH-D880 DuoS	↓	↓	EUR 201.76	15.5% ↓
9	Samsung SGH-G600	↑	↑	EUR 184.53	9.3% ↓
10	Samsung SGH-J600	↑	↑	EUR 81.20	1.2% ↓
11	Samsung SGH-P520 (Armani)	↑	↓	EUR 343.82	12.2% ↓
12	Samsung SGH-C170	↑	↑	EUR 36.83	n/a
13	Samsung SGH-G800	↑	↓	EUR 255.21	13.0% ↓
14	Samsung SGH-C140	↑	↑	EUR 23.30	n/a
15	Samsung SGH-C180	↑	↓	EUR 33.00	13.0% ↓
16	Samsung SGH-E840	↑	↑	EUR 132.54	n/a
17	Samsung SGH-M600	↑	↑	EUR 62.41	4.6% ↓
18	Samsung SGH-E950	↑	↑	EUR 128.74	12.3% ↓
19	Samsung SGH-C520	↓	↑	EUR 51.98	7.2% ↓
20	Samsung SGH-C300	↑	↑	EUR 36.41	7.6% ↓
21	Samsung SGH-D840	↑	↓	n/a	n/a
22	Samsung SGH-Z150	↑	↓	EUR 52.88	10.2% ↓
23	Samsung SGH-C450	↑	-	n/a	n/a
Others					
1	Apple iPhone	↓	↓	EUR 346.46	3.1% ↓

#	Model	Offers	Requests	Avg. selling price	
2	LG KE970	↑	↓	EUR 119.75	9.8% ↓
3	Apple iPhone 16Gb	↑	↑	EUR 418.58	n/a
4	LG KG800 (<i>Chocolate (Black)</i>)	↑	↑	EUR 85.27	8.6% ↓
5	LG KE850 (<i>Gold</i>)	↑	↑	EUR 258.32	4.8% ↓
6	LG KE800 (<i>Chocolate</i>)	↑	↑	EUR 85.18	2.4% ↑
7	LG KU990	↓	↓	EUR 302.49	5.0% ↓
8	LG KE770	↓	↑	EUR 83.48	9.7% ↓
9	HTC TyTN 2	↑	↑	n/a	n/a
10	LG KE500	-	-	EUR 85.38	12.3% ↓
11	BlackBerry Curve 8310	↑	↓	n/a	n/a
12	Alcatel One Touch E221	↑	-	EUR 22.37	n/a
13	HTC Touch Cruise	↑	↑	n/a	n/a

The change in number of offers and requests is compared to January 01, 2008 - January 31, 2008
The average quantity of phones per offer: 750.94

Most traded models (Europe)

gsmExchange

#	Model	Offers	Requests	Avg. selling price	
Nokia					
	1 Nokia 6300	↑	↑	EUR 122.54	2.4% ↓
	2 Nokia 7373	↑	↓	EUR 123.83	6.1% ↓
	3 Nokia 1600	↓	↑	EUR 30.13	7.0% ↑
	4 Nokia 2610	↑	↑	EUR 34.05	2.8% ↓
	5 Nokia N95 8GB	↓	↓	EUR 463.41	2.9% ↓
	6 Nokia 2760	↑	↓	EUR 59.90	14.3% ↓
	7 Nokia 2310	↓	↑	EUR 35.47	9.1% ↑
	8 Nokia 2630	↑	↑	EUR 59.49	13.2% ↓
	9 Nokia 5200	↑	↑	EUR 78.31	14.2% ↓
	10 Nokia 6500 classic	↑	↓	EUR 205.54	10.0% ↓
Motorola					
	1 Motorola RAZR V3	↑	↓	EUR 73.54	2.6% ↓
	2 Motorola RAZR V3i	↑	↑	EUR 95.06	4.0% ↓
	3 Motorola RAZR V3 (Black)	↑	-	EUR 71.40	2.7% ↓
	4 Motorola MOTOFONE F3	↓	↑	EUR 18.17	5.7% ↑
	5 Motorola KRZR K1	↓	-	EUR 108.28	0.9% ↑
	6 Motorola RAZR V3 (Pink)	↑	↓	EUR 73.66	n/a
	7 Motorola RIZR Z3	↑	↑	EUR 88.33	6.4% ↓
	8 Motorola RAZR2 V8	↓	-	n/a	n/a
	9 Motorola PEBL U6	↓	-	EUR 71.82	1.4% ↓
	10 Motorola RIZR Z8	↑	↓	EUR 237.20	n/a
Sony/Ericsson					
	1 Sony/Ericsson K800i	↑	↓	EUR 121.60	12.9% ↓
	2 Sony/Ericsson W580i	↓	↓	EUR 162.00	4.7% ↓
	3 Sony/Ericsson K550i	↑	↑	EUR 103.25	2.8% ↓
	4 Sony/Ericsson K770i	↑	↑	EUR 162.93	7.9% ↓
	5 Sony/Ericsson J110i	↓	↑	EUR 19.00	5.4% ↑
	6 Sony/Ericsson S500i	↑	↓	EUR 146.07	1.4% ↑
	7 Sony/Ericsson W810i	↓	↓	EUR 122.80	3.4% ↑
	8 Sony/Ericsson K810i	↑	↑	EUR 166.42	8.2% ↓
	9 Sony/Ericsson W200i	-	↓	EUR 54.06	15.5% ↓
	10 Sony/Ericsson W880i	↑	-	EUR 158.50	3.1% ↓
Samsung					
	1 Samsung SGH-E250	↑	↑	EUR 69.61	2.8% ↓
	2 Samsung SGH-D900i	↑	↑	EUR 125.44	2.3% ↓
	3 Samsung SGH-C260	↑	-	EUR 25.04	10.7% ↓
	4 Samsung SGH-E900	↑	↑	EUR 92.57	11.5% ↓
	5 Samsung SGH-M300	↓	↑	EUR 46.81	11.5% ↓
	6 Samsung SGH-U600	↑	↑	EUR 149.61	1.3% ↓
	7 Samsung SGH-G600	↑	↑	EUR 184.73	10.2% ↓
	8 Samsung SGH-J600	↑	↑	EUR 81.80	1.2% ↓
	9 Samsung SGH-C180	↑	↓	EUR 33.00	13.0% ↓
	10 Samsung SGH-C170	↑	↑	EUR 36.83	2.7% ↓

#	Model	Offers	Requests	Avg. selling price	
Others					
1	Apple iPhone	↑	↓	EUR 391.75	3.5% ↓
2	LG KE970	↑	↓	EUR 119.08	10.5% ↓
3	LG KG800 (<i>Chocolate (Black)</i>)	↑	↑	EUR 85.10	10.5% ↓
4	LG KE800 (<i>Chocolate</i>)	↑	-	EUR 85.18	2.4% ↑
5	LG KU990	↓	-	EUR 307.93	3.5% ↓
6	Apple iPhone 16Gb	↑	↑	n/a	n/a
7	LG KG275	↓	↓	EUR 20.83	12.6% ↓
8	Alcatel One Touch E221	↑	-	EUR 22.80	n/a
9	LG KE850 (<i>Gold</i>)	-	↓	EUR 262.00	3.3% ↓
10	LG KG130	↑	↑	n/a	n/a




The change in number of offers and requests is compared to January 01, 2008 - January 31, 2008

The average price shown is the region average of offers

The average quantity of phones per offer: 750.94

Most traded models (Middle East and Africa)

gsmExchange

	#	Model	Offers	Requests	Avg. selling price	
Nokia						
NOKIA	1	Nokia 6300	↓	↑	EUR 117.30	1.7% ↓
	2	Nokia 2310	↓	↑	n/a	n/a
	3	Nokia 1110i	↓	↓	EUR 24.00	n/a
	4	Nokia 1600	↓	-	EUR 30.55	15.4% ↑
	5	Nokia 1200	↓	↑	EUR 18.90	5.1% ↓
	6	Nokia 1112	↓	↑	n/a	n/a
	7	Nokia N73 Music	↑	↓	EUR 193.97	2.1% ↑
	8	Nokia N95 8GB	↓	↓	n/a	n/a
	9	Nokia 5310 XpressMusic	-	↑	EUR 144.25	4.0% ↓
	10	Nokia 6500 classic	↑	↑	EUR 193.41	n/a
Motorola						
	1	Motorola L6	↓	↑	EUR 49.45	n/a
	2	Motorola W220	↑	↓	n/a	n/a
	3	Motorola SLVR L9	↓	↑	n/a	n/a
	4	Motorola RAZR V3	↓	↓	EUR 66.70	9.5% ↓
	5	Motorola RIZR Z3	-	↓	EUR 90.71	3.4% ↑
	6	Motorola W375	↓	↓	n/a	n/a
	7	Motorola SLVR L7	↓	↓	n/a	n/a
	8	Motorola W218	↓	↑	n/a	n/a
	9	Motorola C118	↓	↑	n/a	n/a
	10	Motorola RAZR V3i	↓	↓	n/a	n/a
Sony/Ericsson						
	1	Sony/Ericsson W810i	↑	↑	n/a	n/a
	2	Sony/Ericsson K320i	↑	-	EUR 50.07	2.0% ↓
	3	Sony/Ericsson K800i	↓	↓	EUR 125.71	8.1% ↓
	4	Sony/Ericsson W200i	↑	↑	EUR 61.26	n/a
	5	Sony/Ericsson K550i	↓	↓	n/a	n/a
	6	Sony/Ericsson S500i	↓	↓	n/a	n/a
	7	Sony/Ericsson W580i	↓	↓	n/a	n/a
	8	Sony/Ericsson W200	↑	↑	n/a	n/a
	9	Sony/Ericsson S500	↑	↑	n/a	n/a
	10	Sony/Ericsson K770i	-	↓	n/a	n/a
Samsung						
	1	Samsung SGH-E250	↑	↑	EUR 65.53	3.0% ↓
	2	Samsung SGH-D900i	↑	↑	EUR 122.69	n/a
	3	Samsung SGH-D880 DuoS	↓	↑	EUR 194.41	13.4% ↓
	4	Samsung SGH-U700	↑	↓	EUR 158.48	n/a
	5	Samsung SGH-M300	↓	↑	n/a	n/a
	6	Samsung SGH-U600	↓	↑	n/a	n/a
	7	Samsung SGH-C300	↑	↑	n/a	n/a
	8	Samsung SGH-G800	↓	↓	EUR 247.19	13.0% ↓
	9	Samsung SGH-E840	↑	↑	n/a	n/a
	10	Samsung SGH-E900	↓	↑	n/a	n/a

»

#	Model	Offers	Requests	Avg. selling price	
Others					
1	Apple iPhone	↓	↓	EUR 348.21	20.2% ↓
2	LG KE770	-	↑	EUR 82.89	13.5% ↓
3	LG KE850 (Gold)	↑	↑	EUR 250.24	n/a
4	LG KU990	↑	↓	EUR 296.97	6.9% ↓
5	Apple iPhone 16Gb	↑	↑	n/a	n/a
6	Sagem MY100X	↑	↑	n/a	n/a
7	LG KE800 (Chocolate)	↑	↑	n/a	n/a
8	Sagem MY220X	↑	↑	n/a	n/a
9	LG KE500	↑	-	n/a	n/a
10	Alcatel One Touch 535	↑	-	n/a	n/a





The change in number of offers and requests is compared to January 01, 2008 - January 31, 2008

The average price shown is the region average of offers

The average quantity of phones per offer: 750.94

Most traded models (Asia)

gsmExchange

#	Model	Offers	Requests	Avg. selling price	
Nokia					
	1 Nokia 6300	↓	↑	EUR 118.96	0.8% ↓
	2 Nokia 1200	-	↑	EUR 20.05	5.0% ↑
	3 Nokia N95 8GB	↓	↓	n/a	n/a
	4 Nokia 1110i	↓	↓	EUR 24.70	n/a
	5 Nokia 1208	↓	↑	n/a	n/a
	6 Nokia N73 Music	↓	-	n/a	n/a
	7 Nokia 5300	↑	↓	EUR 98.09	n/a
	8 Nokia 6500 slide	↓	↑	n/a	n/a
	9 Nokia 5310 XpressMusic	↓	↓	n/a	n/a
	10 Nokia 1650	-	↑	n/a	n/a
Motorola					
	1 Motorola KRZR K1	↑	↑	EUR 104.98	10.6% ↑
	2 Motorola RIZR Z3	↑	↓	n/a	n/a
	3 Motorola L6	↑	↓	n/a	n/a
	4 Motorola SLVR L7	-	↑	n/a	n/a
	5 Motorola RAZR V3	↓	↓	n/a	n/a
	6 Motorola RAZR V3i	↓	↓	n/a	n/a
	7 Motorola W220	↑	↑	n/a	n/a
	8 Motorola W375	-	↓	n/a	n/a
	9 Motorola C118	↓	↓	n/a	n/a
	10 Motorola W208	↓	-	n/a	n/a
Sony/Ericsson					
	1 Sony/Ericsson W580i	↑	↓	EUR 166.81	2.3% ↓
	2 Sony/Ericsson K550i	↓	↓	n/a	n/a
	3 Sony/Ericsson P1	↑	↑	n/a	n/a
	4 Sony/Ericsson S500i	↓	↓	n/a	n/a
	5 Sony/Ericsson W300i	↑	↓	EUR 84.63	n/a
	6 Sony/Ericsson W960i	↑	-	EUR 379.36	n/a
	7 Sony/Ericsson W610i	↓	↑	n/a	n/a
	8 Sony/Ericsson S500	↑	↑	n/a	n/a
	9 Sony/Ericsson W910i	-	↑	n/a	n/a
	10 Sony/Ericsson K510	↑	↑	n/a	n/a
Samsung					
	1 Samsung SGH-E250	↑	↓	EUR 67.02	n/a
	2 Samsung SGH-U600	↑	↑	EUR 144.75	n/a
	3 Samsung SGH-G800	↑	↑	EUR 248.92	n/a
	4 Samsung SGH-P520 (Armani)	↑	↓	EUR 332.13	n/a
	5 Samsung SGH-E840	↑	↑	n/a	n/a
	6 Samsung SGH-D900i	↑	-	n/a	n/a
	7 Samsung SGH-D840	↑	↑	n/a	n/a
	8 Samsung SGH-D880 DuoS	↓	↓	EUR 191.72	14.3% ↓
	9 Samsung SGH-C160	↑	↓	n/a	n/a
	10 Samsung SGH-M300	↑	↑	n/a	n/a

»

#	Model	Offers	Requests	Avg. selling price	
Others					
1	Apple iPhone	↓	↑	EUR 341.76	0.9% ↓
2	LG KE970	↑	↓	n/a	n/a
3	LG KE850 (Gold)	↑	↑	n/a	n/a
4	BenQ-Siemens EF81	↑	-	EUR 66.03	n/a
5	Alcatel One Touch C701	↑	-	n/a	n/a
6	LG KU990	-	↓	n/a	n/a
7	BlackBerry 8300	↑	-	n/a	n/a
8	BlackBerry Pearl 8100	↑	↑	n/a	n/a
9	LG KG800 (Chocolate (Black))	↑	-	n/a	n/a
10	LG KE770	↓	-	n/a	n/a





The change in number of offers and requests is compared to January 01, 2008 - January 31, 2008

The average price shown is the region average of offers

The average quantity of phones per offer: 750.94

Most traded models (Americas)

gsmExchange

#	Model	Offers	Requests	Avg. selling price	
Nokia					
	1 Nokia 2610	↓	-	EUR 25.75	7.2% ↓
	2 Nokia N95 8GB	↓	↑	EUR 421.99	1.6% ↓
	3 Nokia 1600	↓	↑	EUR 24.15	0.0% ↑
	4 Nokia 1112	↓	↑	EUR 21.06	0.0% ↑
	5 Nokia N95	↓	↑	n/a	n/a
	6 Nokia 6300	↓	↑	EUR 121.56	2.4% ↓
	7 Nokia 1200	↑	↑	n/a	n/a
	8 Nokia E90	-	↑	EUR 504.98	6.8% ↓
	9 Nokia 6085	↑	-	EUR 75.18	n/a
	10 Nokia 6120	↑	↑	EUR 145.56	n/a
Motorola					
	1 Motorola C139	↑	↓	EUR 16.46	10.6% ↓
	2 Motorola KRZR K1	↓	↑	EUR 109.34	8.3% ↓
	3 Motorola PEBL U6	↑	↓	EUR 73.02	n/a
	4 Motorola PEBL U6	↑	↓	EUR 73.02	n/a
	5 Motorola RAZR V3	↓	↓	EUR 72.61	5.8% ↑
	6 Motorola MOTOFONE F3	↑	-	EUR 16.86	10.6% ↓
	7 Motorola A1200	-	↑	n/a	n/a
	8 Motorola RAZR2 V8	↑	↓	EUR 194.75	2.6% ↑
	9 Motorola W315	↑	-	EUR 30.68	3.1% ↓
	10 Motorola RIZR Z3	↓	↑	n/a	n/a
Sony/Ericsson					
	1 Sony/Ericsson W300i	↑	↓	EUR 89.02	4.3% ↓
	2 Sony/Ericsson W580i	↓	↓	EUR 149.72	6.3% ↓
	3 Sony/Ericsson W810i	↑	↑	n/a	n/a
	4 Sony/Ericsson W610i	↑	↑	n/a	n/a
	5 Sony/Ericsson K550i	↑	↓	n/a	n/a
	6 Sony/Ericsson S500	↓	↑	EUR 133.91	6.3% ↓
	7 Sony/Ericsson W960i	↑	↑	n/a	n/a
	8 Sony/Ericsson Z610i	↑	↑	n/a	n/a
	9 Sony/Ericsson K850	↑	↑	n/a	n/a
	10 Sony/Ericsson W580	↑	↑	n/a	n/a
Samsung					
	1 Samsung SGH-P520 (Armani)	↑	-	n/a	n/a
	2 Samsung SGH-F210	↑	↑	n/a	n/a
	3 Samsung SGH-E250	↓	↑	n/a	n/a
	4 Samsung SGH-T719	↓	-	n/a	n/a
	5 Samsung SGH-i607	↑	-	n/a	n/a
	6 Samsung SGH-U600	↑	-	n/a	n/a
	7 Samsung SGH-E258	↑	-	n/a	n/a
	8 Samsung SGH-E840	↑	-	n/a	n/a
	9 Samsung SGH-E210	↑	↑	n/a	n/a
	10 Samsung SGH-P310	↑	↑	n/a	n/a

#	Model	Offers	Requests	Avg. selling price	
Others					
1	Apple iPhone	↓	↓	EUR 341.23	1.4% ↓
2	Apple iPhone 16Gb	↑	↑	EUR 410.04	n/a
3	LG KE970	↓	↑	EUR 126.80	3.8% ↓
4	BlackBerry Curve 8310	↑	-	EUR 215.95	n/a
5	LG KG800 (<i>Chocolate (Black)</i>)	↑	↑	n/a	n/a
6	BlackBerry 8830	↑	-	EUR 246.61	n/a
7	LG KP202	↑	-	EUR 48.80	n/a
8	LG KE850 (<i>Gold</i>)	↓	↑	n/a	n/a
9	LG MG160	↑	-	EUR 22.98	n/a
10	PalmOne Treo 680	-	-	n/a	n/a

The change in number of offers and requests is compared to January 01, 2008 - January 31, 2008

The average price shown is the region average of offers

The average quantity of phones per offer: 750.94